

twilight

INSTRUMENTOS DE MEDICIÓN INDUSTRIAL

Refractómetro frutos rojos deshidratados AT-PAL-DRIEDFRUIT

www.twilight.mx

 / [twightsadecv](https://www.facebook.com/twightsadecv)

 / [twightsadecv](https://twitter.com/twightsadecv)

 / [twightsadecv](https://www.youtube.com/twightsadecv)

PAL-Dried Fruit Moisture

Cat.No. 4574



Parts



Contents

Main unit...1 MAGIC™...1 Instruction Manual (this book)...1 Calibration Report...1 AAA batteries...2

ATAGO instruments are rigorously inspected to ensure each unit meets the highest standards of quality assurance.

Introduction

Thank you for purchasing the instruments. Carefully read and follow all instructions. Keep this manual for future reference.

Safety Instructions
Read and follow all safety instructions before operating the instrument. Failure to comply with the following instructions may result in personal injury or property damage.

- WARNING**
- Ensure safety when handling hazardous materials. Observe precautionary measures and use protective equipment. Be aware of the hazards of such chemicals and emergency response guidelines.
 - ATAGO may not be held liable for any injury or damage arising in connection with handling of hazardous materials during the use of the instrument.
 - Do not drop the instrument or subject it to strong physical shock.
 - Do not attempt to repair, modify, or disassemble the instrument.

- CAUTION**
- Carefully read this manual to have basic knowledge of the function of each component.
 - ATAGO is not liable for any loss and damage caused by the measurement and use of this instrument.
 - Some acids may corrode the glass prism and/or metal sample stage, which may cause erroneous measurements.
 - Do not use metal tools, such as a spoon, as they may scratch the prism, resulting in erroneous measurements.
 - Do not use water above 30°C to rinse the instrument.
 - Only use the specified battery type. Observe proper polarities, properly aligning the anodes and cathodes.
 - Store the instrument away from direct sunlight/heat sources and excessive amounts of dust/debris.
 - Do not expose the instrument to a rapid change in ambient temperature.
 - Do not subject the instrument to strong vibration.
 - Do not subject the instrument to extreme cold temperature.
 - Do not place the instrument under anything heavy.
 - Have the batteries and battery compartment cover removed during air transport.

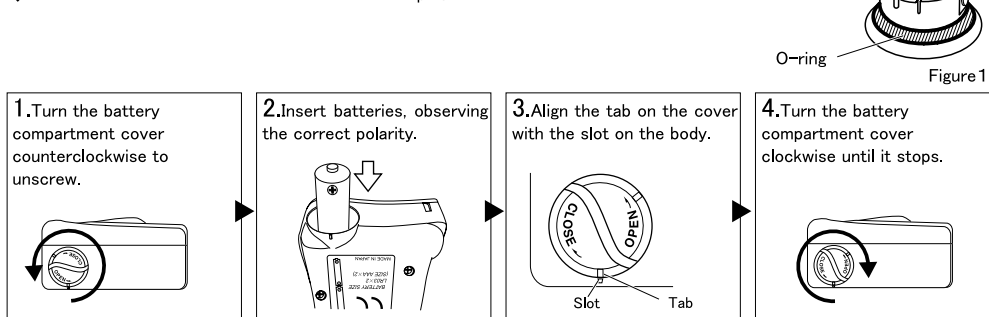
(International Protection Classification IP65)
The instrument is water-resistant, not waterproof, and should not be submerged.

(Chemical Resistance of Body Case)
The body case is made of ABS resin. Do not expose it to water vapor or solvents. See the list of "Solvents Harmful to Body Case."

Solvents Harmful to Body Case
Aqua regia/chromic acid/chlorosulfuric acid/hydrobromic acid/nitric acid/hydrofluoric acid/sulfuric acid/phosphoric acid/ethyl acrylate/butyl acrylate/ethyl acetoacetate/acetophenone/benzyl benzoate/ethylbenzene/ethylene oxide/ethylenediamine/ethylene chlorohydrin/epichlorohydrin/ethyl chloride/benzyl chloride/methyl chloride/chlorinated solvents/xylene (xylol)/cresol/chloroacetone/chlorotoluene/chloroform/acetic acid/ethyl acetate/isopropyl acetate/ethyl acetate/butyl acetate/propyl acetate/methyl acetate/diphenyl oxide/diisopropyl ketone/carbon tetrachloride/dioxane/cyclohexanone (anone)/dichlorobenzene/dibutyl phthalate (DBP)/dimethylformamide (DMF)/dimethylamine/phenol/thioalcohol (mercaptan)/tetrahydrofuran (THF)/trichloroethylene/toluene (toluol)/ethylene dichloride/dichloromethane/nitroethane/nitropropane/nitrobenzene/perchloroethylene/fluorobenzene/methyl methacrylate/methyl isobutyl ketone/methyl ethyl ketone/monochloroacetic acid/monochlorobenzene/liquid chlorine/thionyl chloride/sodium peroxide/bromine/benzene/lacquer
Solvents that are harmful to the plastic body case include but not limited to the above substances.

Replacing the Batteries

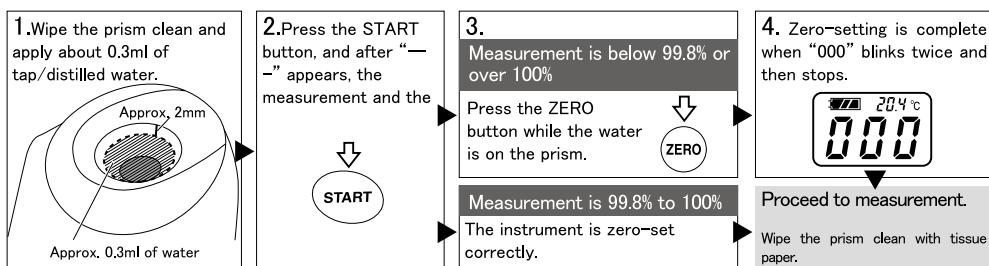
- [Caution]**
- Please remove the white strip in the battery compartment before first use.
 - Fasten the battery compartment cover tightly to prevent water ingress or poor connection, which will cause erroneous measurements. Push the cover in firmly and turn.
 - When the O-ring on the cover is dirty or damaged, the water resistance may be compromised. Lubricate the O-ring regularly (Figure 1)
 - When the battery icon indicates the low power level (), replace both batteries with a brand new set of AAA alkaline batteries (1.5V).
 - Static images may occasionally appear on LCD. Such retained pixel charges do not indicate a faulty display, consume the battery power, or affect the instrument's performance in any way.
 - Check the expiration dates on batteries before purchase.
 - Zero-set the instrument after the batteries are replaced.



Zero-setting and Measurement

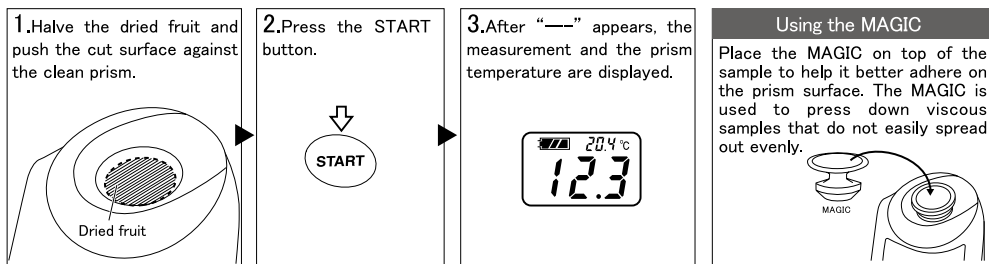
Zero-setting

- [Caution]**
- Zero-set the instrument at the beginning of each day before use as well as after replacing the batteries.
 - Let water on the prism acclimate to the temperature of the instrument before zero-setting.
 - When "AAA" is displayed, wipe the prism clean, apply water, and press the ZERO button again.



Measurement

- [Caution]**
- Do not use any metal utensil that may scratch the prism.
 - Initial measurements may fluctuate with hot or cold samples. Wait for the instrument to acclimate to the sample temperature, approximately 20 seconds, to press the START button. Alternatively, press the START button multiple times until measurements become stable.
 - Do not splash water above 30°C. The plastic may warp, which may compromise the water resistance.
 - When measuring hot samples, place only the necessary amount and do not let it overflow from the sample stage well.
 - When hot water is necessary to clean off hardened samples, use water-soaked gauze around the prism area and keep hot water away from the body case.
 - The displayed temperature is that of the prism and may not necessarily match the temperature of the sample.



(LOD Auto Shut-off)
The instrument will turn itself off after 2 minutes of inactivity. To manually turn it off, hold down the START button for more than 2 seconds.

(Liquid samples)
Sample volume is approx. 0.3ml.

Cleaning

Wipe off the sample, rinse with water, and wipe off the water to clean the sample stage thoroughly. Dry the sample stage completely with dry tissues.

For oily samples:
Clean oily residues with ethyl alcohol or mild soap, and then, rinse with water.



Error Messages

- The following messages alert the user when an operation has failed.
- Lo**: The battery is low.
 - 20.4 °C**: The prism temperature is below the temperature range.
 - AAA**: The ZERO button was pressed with nothing or something other than water on the prism.
 - 20.4 °C**: The prism temperature is above the temperature range.
 - LLL**: The START button was pressed with nothing or an insufficient amount of sample on the prism. The sample measured below 6.5%.
 - EEE**: The instrument is faulty. (Replace the batteries. Contact ATAGO if this error persists.)
 - HHH**: The sample measured outside the measurement range.
 - nnn**: Too much light is entering the prism, and the instrument cannot measure accurately. (Shade the sample stage with your hand and take a measurement again.)

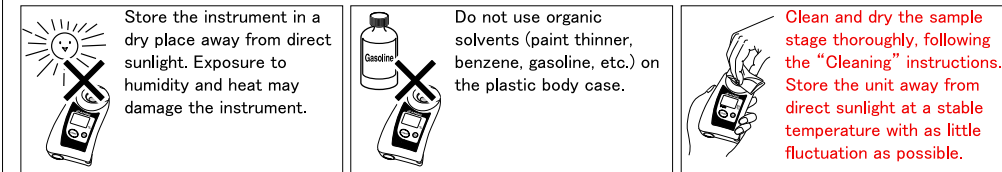
Measurement Value

This instrument measures the Dried Fruit Moisture Content by calculating the moisture value from the refractive index of the Dried Fruit.
This moisture meter provides quick estimation of water content, which is calculated by using the following formula:
Moisture content = 100-Brix
Brix represents the weight of sucrose in 100 grams of sucrose solution as percentage by weight. When other dissolved solids are present in the solution, Brix conversion may be applied.
Brix is a measure of the total dissolved solids in a solution and indicates the combined concentration of all soluble substances, such as sugar, salt, protein, and acids.

Automatic Temperature Compensation

The readings are corrected, based on the temperature of the prism, within the automatic temperature compensation range.
[Caution]
Measurements may fluctuate with hot or cold samples. Wait for approximately 30 seconds to press the START button. Measurements will stabilize once the instrument acclimates to the sample temperature.

Storage and Maintenance



Repair and Warranty

The instrument is warranted for one year from the date of purchase. This warranty is void if the instrument shows evidence of the following. Send the included batteries as well if they are still in use.
•Having been disassembled by unauthorized personnel
•Damages to the prism and/or sample stage
•Water damage or having been dropped
•Having been misused and/or operated outside the environmental specifications
•Leakage from batteries other than those included with the unit

Repair services are available for a fee after the warranty expires. Contact an ATAGO authorized service center for service and support. Please have the serial number information ready when contacting a service center.

Specifications

Measurement range	Moisture content 7.0 to 100% (g/100g) (Automatic Temperature Compensation) 9.0 to 99.9°C	Sample volume	At least 0.3ml
Resolution	0.1% / 0.1°C	Measurement time	Approx. 3 seconds
Accuracy	±0.2% (When measuring a standard sucrose solution) / ±1°C	Power supply	Two (2) AAA alkaline batteries
Automatic temperature compensation range	10 to 100°C	Battery life	Approx. 11,000 measurements (when using alkaline batteries)
Ambient temperature range	10 to 40°C	International protection class	IP65
		Dimensions and weight	55 (W) x 31 (D) x 109 (H)mm, 100g (main unit only)

The product is in conformity with the requirements of the EMC Directive 2004/108/EC. Patent Granted in Japan, United States, Germany, China and Taiwan.

ATAGO CO.,LTD. **ATAGO U.S.A.,Inc.** **ATAGO BRASIL Ltda.**
 Headquarters: The Front Tower Shiba Koen, 23rd Floor 2-8-3 Shiba-koen, Minato-ku Tokyo 105-0011, Japan 11811 NE First Street, Suite 101, Bellevue, WA 98005 U.S.A. TEL: 55 16 3916-6000 customerservice@atago-brasil.com
 TEL: 1-425-637-2107 FAX: 1-425-637-2110 customerservice@atago-usa.com
ATAGO ITALIA s.r.l.
 TEL: 39 02 36557267 customerservice@atago-italia.com
ATAGO CHINA Guangzhou Co.,Ltd.
 TEL: 86-20-38108256 info@atago-china.com
ATAGO RUSSIA Ltd.
 TEL: 7-812-339-20-02 info@atago-russia.com
ATAGO (THAILAND) Co.,Ltd.
 TEL: 662-982-8718-9 customerservice@atago-thailand.com

twilight

INSTRUMENTOS DE MEDICIÓN INDUSTRIAL



LLÁMANOS

+52(81) 8115-1400 / +52 (81) 8173-4300

LADA Sin Costo:
01 800 087 43 75

E-mail:
ventas@twilight.mx

www.twilight.mx



/ [twightsadecv](https://www.facebook.com/twightsadecv)



/ [twightsadecv](https://twitter.com/twightsadecv)



/ [twightsadecv](https://www.youtube.com/twightsadecv)